



adesivi

JOLLY

TECHNICAL DATA SHEET



Review 001, 12/2017

Page 1 of 2

PRODUCT

JOLLY METALLIC MASTIC EFFECT (M4187, M4188, M4189)

CHARACTERISTICS

JOLLY M.M.E. (tixo version available only) is a mastic for marble based on synthetic resins and is supplied in three versions: GOLD, SILVER and COPPER. All of such versions are characterized by an high brightness. Furthermore, after polishing, mastic shows very realistic 3D effects.

Thus such products are perfect for artistic, creative and design uses.

TECHNICAL DATA

Specific weight	1100 ± 20 g/ml	(MI 001)
Viscosity	920 ± 100 Pas	(MI 002; MI 002B 25°C)
Colour	Gold, silver and copper	

STORAGE

Keep the container well closed and stored in a cool (temperature below 25°C) and ventilated environment for a maximum period of 12 months from the date of production marked on the tin. Avoid direct sun exposure.

SAFETY RULES

During the application process and the drying time, ventilate the room. We strictly recommend the use of the appropriate PPE during the application. Before starting to use, read carefully the safety data sheet.

APPLICATION

- Make sure that surfaces to be filled are perfectly clean and dry;
- Mix the product;
- Take from the tin the amount to be used with clean tools, adding 1-3 grams of hardener per 100 grams of product;
- Mix gently the right amount, blending the two components. If mixing is too fast, 3D effects could not be observed.
- Apply JOLLY MME on the surface to glue or to plaster, and remember that the mastic totally hardens after 30 minutes; the time of hardening will be shorter with temperatures above 25°C and longer with lower temperatures.
- Do not put back hardened and/or unused product into the tin in order to prevent that the entire content get spoiled;
- Close the tin after use, in order to prevent the hardening of the product due to air contact.

ILPA ADESIVI SRL

TECHNICAL DATA SHEET



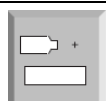
Review 001, 12/2017

Page 2 of 2



Application

Putty knife



Hardener

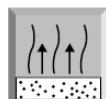
1 – 3 % benzoyl peroxide



Gel time

4 - 5 min

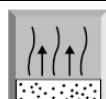
(MI 003; 25 °C)



Ready for stacking

10 - 30 min

(MI 012; 25°C)



Full dry

24 h

(MI 012; 25°C)



Polishable

After 24 h

(MI 012; 25°C)

ADDITIONAL INFORMATION

Do not apply on wet surfaces to prevent an incomplete hardening.

In order to avoid any change of product colour, do not use hardening more than 2%.

before after

