



adesivi

TECHNICAL DATA SHEET

JOLLY



Review 006, 01/2022

Page 1 of 3

PRODUCT

JOLLY MASTIC Soft straw (M3124)

FEATURES

The soft straw JOLLY MASTIC (also available in semisolid density) is formulated with polyester unsaturated resins. It is ideal for gluing and filling all type of marble and natural stones. Thanks to its soft and creamy texture it is easy to apply without fatiguing the user.

If you use the specifically designed base colours, the soft straw mastic can be easily coloured through manual mixing (EASY COLOR SYSTEM); the various colours shades allow the use on a wide range of materials naturally coloured.

TECHNICAL DATA

Specific weight	1750 ± 20 g/l	(MI 001)
V.O.C.	60 ± 2 g/l	(ASTM 2369)
Viscosity	460 ± 100 Pas	(MI 002C; 23°C)
Consistency	400 ± 100 Pas	(MI 002C; 23°C)
Colour	Straw (colourable)	

STORAGE

Keep the container well closed and stored in a cool (temperature below 25°C) and ventilated environment for a maximum period of 12 months from the date of production marked on the tin. Avoid direct sun exposure.

SAFETY RULES

Ensure work area is well-ventilated during application and until surface is dry. It is recommended the use of personal protective equipment during application. Read the safety sheet before application.

APPLICATION

- Make sure to thoroughly clean whatever surface areas you wish to bond together;
- In case you need to change the colour of the mastic add the appropriate amount of the desired base colour (see the table *easy colour*) and mix it up;
- Take from the tin the necessary amount of glue, using clean tools, and add 1 - 3 gr. of catalyst for 100 gr. of product;
- Stir the two components energetically;

ILPA ADESIVI SRL







TECHNICAL DATA SHEET



Review 006, 01/2022

Page 2 of 3

- Apply the mastic on the surface to be treated, taking into account that the mastic can be polished after about thirty minutes; Applying the mastic at temperatures over 25 ° C will reduce curing time, conversely, lower temperatures will extend curing time;
- Do not return the unused catalyzed glue in the tin in order to avoid the entire content of the same deteriorates;
- After use, close the tin in order to avoid hardening of the glue in contact with air.

	Application	Putty knife	
	Hardener	1 – 3 % benzoyl peroxide	
	Gel time	2 – 6 min	(MI 003; 25 °C)
	Dry to touch	3 – 4 min	(MI 012; 25°C)
	Complete curing	>20 min	(MI 012; 25°C)
	Polishable	After 30 min	(MI 012; 25°C)

ADDITIONAL INFORMATION

CATALYSIS (MI 012; 1 – 3 % of benzoyl peroxide)

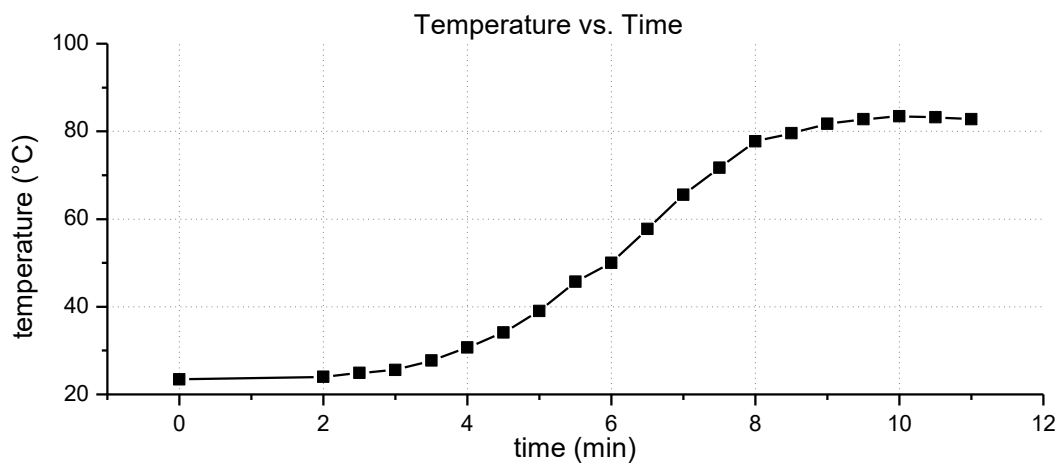
TEMPERATURE (°C)	GEL TIME	DRY TO TOUCH	COMPLETE CURING
25	3 – 4 min	20 min	> 20 min
40	< 3 min	10 min	< 15 min

TECHNICAL DATA SHEET



Review 006, 01/2022

Page 3 of 3



Catalysis (MI 003) has been performed with 2% of benzoyl peroxide