



a d e s i v i

TECHNICAL DATA SHEET



Review 003, 05/2016

Page 1 of 2

PRODUCT

2k TRANSPARENT ACRYLIC PRIMER FOR WOOD (L5100)

FEATURES

Perfectly transparent solvent based two-component acrylic primer for both internal and external use. Specifically developed for assuring compatibility with wood fiber, high filling capacity and good sanding. The presence of modified cellulose in the formulation ensures a good adhesion to the substrate and good drying speed, whereas the presence of anti oxidants ensures great protection of wood fibers. Particularly resistant to weather and marine environments, it is recommended for use to obtain a perfect insulation of the wood substrate and optimize, even in the times, finishing final results obtained with LEVANTE acrylic clear coat.

TECHNICAL DATA

Specific weight	930 ± 20 g/l	(MI 001)
Solids by weight	35 %	(MI 006)
V.O.C.	630 ± 20 g/l	(ISO 11980-1)
Viscosity	250 ± 10 cP (T = 25 °C)	(MI 002; 25°C)
Color	White	
UV Resistance	> 2500 h	(MI 008)

STORAGE

Keep the container well closed and stored in a cool (temperature below 25°C) and ventilated environment for a maximum period of 12 months from the date of production marked on the tin. Avoid direct sun exposure.

SAFETY RULES

Keep the room well ventilated when applying the product and when it dries. The use of personal PPE during application is recommended. Read the safety data sheet before use.

APPLICAZIONE

- Prepare the area to be treated sanding with 250-grit sandpaper in order to make it uniform as much as possible.
- Mix thoroughly the product first to allow a good dispersion of the filling pigments, then add the required amount of catalyst, according to the ratios indicated, and shake the compound.
- Apply an even thickness of the product with a crisscross pattern. it is advisable to apply a first coat by diluting the product with 5-10% acrylic thinner, followed by one or two coats without dilution. In between coats, we recommend that you sand with 400-grit sandpaper. It is advisable to apply the product using a gravity feed spray gun, type HLVP. The product forms a thin, protective, completely transparent film and does not change the grain of the wood.










ILPA ADESIVI SRL

TECHNICAL DATA SHEET



Review 003, 05/2016

Page 2 of 2

	Mixing ratio by volume / mass	100 ml : 50 ml 100 g : 50 g	
	Nozzle diameter Air Pressure	1,6÷1,8 mm 2,5÷3,5 bar	
	Pot life	1 h	(MI 013; 25°C)
	Dust free time Dry to touch	< 5 min 15 min	(MI 012; 25°C)
	Sanding	After 1h: P 320 – 400	(MI 012; 25°C)
	Full dry	< 3 h	(MI 012; 25°C)
	Theoretical yield	70-90 g/m ²	(MI 014)
	Dry film thickness	20 ÷ 40 µm	
	Number of coats	2 ÷ 3	

FURTHER INFORMATION

DRYING (MI 012)

TEMPERATURE (°C)	DUST FREE TIME	DRY TO TOUCH	SANDING	TOTAL DRYING TIME
25	< 5 min	15 min	1 h	< 3 h
40	immediate	5 min	20 min	1 h

Note: You must use the catalyst of brand LEVANTE (based on aliphatic polyisocyanates) to obtain the effect mentioned in the technical data above; not suitable for surfaces subject to continuous immersions. Do not use on damp surfaces.