



adesivi

TECHNICAL DATA SHEET

Review 002, 05/2016

Page 1 of 3



PRODUCT

GEL COAT PUTTY 4 in 1 (L7100)

FEATURES

GELCOAT PUTTY is a two-component system which was specially devised for “DIY” nautical applications. Applied just like any other putty, it provides a glossy varnish-like finish. Any small imperfection on the existing gelcoat can be removed in one easy step and after polishing, the damaged area is just as new.

Gelcoat Putty is considerably time saving, since no fillers, varnishes or else are needed.

TECHNICAL DATA

Specific gravity	1300 ± 20 g/l	(MI 001)
V.O.C.	45 ± 2 g/l	(ASTM 2369)
Viscosity	2100 ± 200 Pas	(MI 002B; 25°C)
Consistency	800 ± 200 Pas	(MI 002B; 25°C)
Gloss 60°	> 90	(MI 007)
Color	White	

STORAGE

Keep the container well closed and stored in a cool (temperature below 25°C) and ventilated environment for a maximum period of 12 months from the date of production marked on the tin. Avoid direct sun exposure.

SAFETY

During application and drying time, ventilate the room. We also recommend the use of appropriate PPE. Before starting work, read the safety card carefully.

APPLICATION

- Make sure the surfaces are completely dry and perfectly clean. Sand the surface with P 80 or P 150 sandpaper for best results;
- Draw the amount needed from the pack with clean tools, adding 1 to 3 grams of hardener per 100 grams of product;
- Mix the two components well;
- Apply the putty on the surface to be treated, bearing in mind that the product can be sanded after about sixty minutes. The hardening time can be altered depending on room temperature; temperatures above 25° C shorten it and lower temperatures stretch it;
- Do not put any unused product back in the pack to avoid deterioration of the entire content;
- Close the pack after use to prevent contact with air that can harden the product. After drying completely, sand the part with the P80, P240, P400 and 1000 sandpaper; then polish with LEVANTE POLISH ABRASIVE.







ILPA ADESIVI SRL

TECHNICAL DATA SHEET

Review 002, 05/2016

Page 2 of 3



	Application	Putty knife	
	Hardener	1-3% benzoyl peroxide	
	Gel time	4-5 min	(MI 003)
	Tack free time	20 min	(MI 012; 25°C)
	Full dry	< 1 h	(MI 012 ; 25°C)
	Sanding	After 60 min a) P80, P240, P400, P1000 b) Levante Abrasive Polish	(MI 012 ; 25°C)

ADDITIONAL INFORMATION

CURING (MI 012; 1 - 3% of benzoyl peroxide)

TEMPERATURE (°C)	GEL TIME	TACK FREE	FULL DRY
25	5 min	20 min	< 1 h
40	< 5 min	10 min	30 min

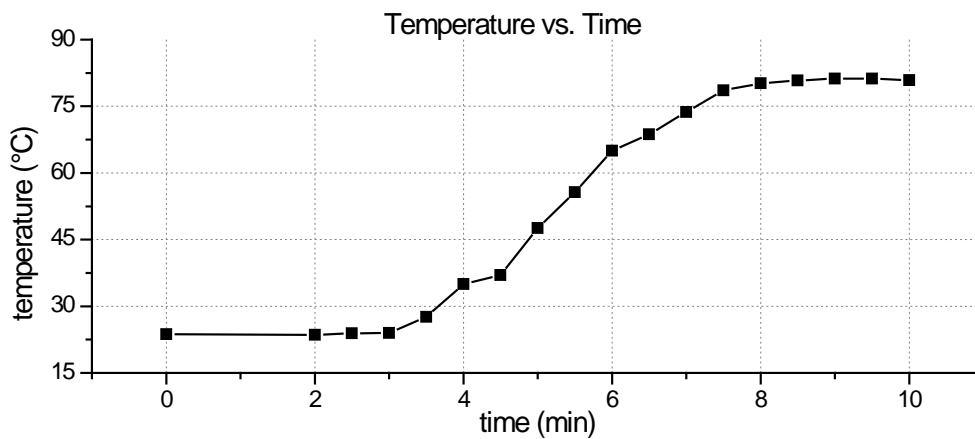
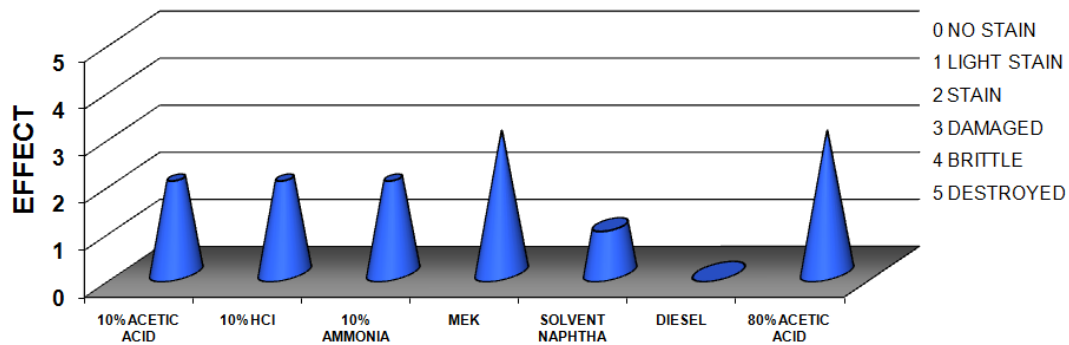
TECHNICAL DATA SHEET

Review 002, 05/2016

Page 3 of 3



CHEMICAL RESISTANCE (MI 004)



Catalysis (MI 003) has been performed with 2% of benzoyl peroxide