



adesivi

TECHNICAL DATA SHEET



Review 001, 11/2017

Page 1 of 3

PRODUCT

EPOXY ULTRA LIGHT PUTTY

FEATURES

LEVANTE ULTRA-LIGHT two-component epoxy putty is studied for the particular needs of the shipbuilding and aeronautics industry. Due to its very low specific weight it is usable where it is necessary to minimize changes in weight. It is very soft, refined, exceptionally spreadable. It has a good sanding by machine or by hand. Although it is formulated with highly refined particles, the product has an excellent filling features and can be re-painted with one and two-component varnishes. The sanding can be done after four or five hours after application if dried at temperature not lower than 25 ° C.

TECHNICAL DATA

	PUTTY	HARDENER	
Specific weight	550 ± 20 g/l	495 ± 20 g/l	(MI 001)
V.O.C.	15 g/L		(ISO 11890)
Viscosity	420 ± 20 Pas	300 ± 20 Pas	(MI 002B; 25°C)
Consistency	350 ± 10 Pas	200 ± 10 Pas	(MI 002B; 25°C)
Thixotropy	70 ± 10 Pas	100 ± 10 Pas	(MI 002B; 25°C)
Color	Giallo chiaro	Azzurro chiaro	
Mixing ratio	100g	50g	

STORAGE

Keep the container well closed and stored in a cool (temperature below 25°C) and ventilated environment for a maximum period of 12 months from the date of production marked on the tin. Avoid direct sun exposure.

SAFETY RECOMMENDATIONS

During the application and the drying time air out the place. It is recommended the use of appropriate DPI during the application phase. Before to operate read careful the safety data sheet.

ILPA ADESIVI SRL

TECHNICAL DATA SHEET




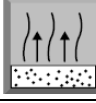
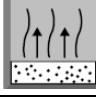

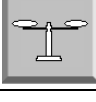


Review 001, 11/2017

Page 2 of 3

APPLICATION

- Make sure the surfaces to be treated are completely dry and clean (better using a solvent), it is always advisable to sand the surfaces (aluminum, glass, wood or plastic) with P 80 and P 150 abrasive paper;
- Take the amount to use from the tin with clean tools: eg. 100g of LEVANTE epoxy pale yellow putty and 50g of the light blue hardener;
- Mix the amount of the two components until you obtain a homogeneous light green mixture;
- Apply the putty on the surface to be treated. The product can be dry sanded (P 80 - P 120 grit) after about four or five hours after application if drying is carried out at temperatures not lower than 25 ° C;
- Do not put any cured and/or unused putty back into the tin, in order to avoid the deterioration of the whole content;
- Close the tin after the use to prevent contact with air which can harden the product.

	Application	Putty knife	
	Mixing ratio volume /massa	Epoxy putty / Epoxy hardener 100 : 50	
	Gel time	30 min	(MI 003; 25°C)
	Handling time	60 - 90 min	(MI 012; 25°C)
	Complete drying	>24 h	(MI 012; 25°C)
	Sanding	After 4-5 h P 80 - 120	(MI 012; 25°C)
	Theoretical yield	1.85 ± 0,05m ² /Kg (final specific weight 540g/l)	(MI 014)

TECHNICAL DATA SHEET



Review 001, 11/2017

Page 3 of 3

ADDITIONAL INFORMATION

CURING

TEMPERATURE (°C)	GEL TIME (MI 003)	HANDLING TIME (MI 021)	TOTAL CURING (MI 012)
25	30 min	90 min	> 24 h
60	5 min	20 min	3 h

Please note: do not catalyze the product at temperatures above 60 ° C this may cause the product to swell with the subsequent loss of its mechanical properties. It is important to respect the mixing ratio both for optimum performance of the product and for compatibility with acrylic two-component polyurethane varnishes. Avoid the application of polyester resins based products (above all catalysis resins MEKP o liquid hardener: gelcoat, industrial primer, etc...) directly on the putty, but isolate it before with an epoxy primer or epoxy resin.

Levante epoxy ULTRA-LIGHT putty is great for the reconstruction of damaged or broken parts, if used with glass fiber it gains greater impact resistance and greater flexibility. The reconstructed surface can be polished by sanding by hand or by machine.

The reconstructed substrate can also be painted with any type of varnish (nitro, acrylic two-component).